

CNN-Driven Techniques for Enhancing Images in Low-Light Conditions

MUCHAKAYALA KANCHANA¹, PUTTU ESWARAI AH²

#1 Assistant Professor, Department of CSE, PBR Visvodaya Institute of Technology and Science, Kavali

#2 Assistant Professor, Department of CSE, PBR Visvodaya Institute of Technology and Science, Kavali

ABSTRACT; Using cameras that are mounted on a variety of mobile devices, a significant amount of photographs are taken each day. Despite the fact that the lucidity of such obtained pictures has been essentially worked on because of the development of the picture sensor innovation, the visual quality is scarcely ensured under changing brightening conditions. In this venture, a novel yet straightforward technique for low-light picture upgrade is proposed. Exploring multiple diffusion spaces is the central idea of the proposed method, which aims to estimate the illumination component, which is likely to appear as the bright pixel even in low-light conditions. In particular, the brightening part can be precisely isolated from the scene reflectance by choosing the maximal worth at every pixel position of those dissemination spaces, and

1. INTRODUCTION

Images contains rich and detailed information of the scenes, and processing the image data, intelligent systems can be

hence freely adapted to the visual quality improvement. Specifically, we propose using the maximum value among diffused intensities at each pixel position—also known as the maximal diffusion value—as the illumination component due to the iterative diffusion process's tendency to reveal dark illumination components with bright intensities. The proposed method, in contrast to previous methods that still struggle to strike a balance between conservative and oversaturated restorations, successfully eliminates noise amplification while simultaneously improving image quality without significant distortion. The effectiveness and robustness of the proposed method in comparison to previously published methods are demonstrated by experimental results on benchmark datasets.

developed for various task such as image classification, segmentation, image recognition, object detection [1], scene understanding and 3D reconstruction, and afterward can be utilized in numerous

applications like automated driving, video surveillance and virtual reality. So many different analysts have been submitted their work for low light image enhancement. They focus on restoring the image brightness, contrast [1] and suppressing the unexpected visual effects like difference in the color and brightness. Existing methods can be generally partitioned into two categories, the histogram equalization-based methods [2] and the second one retinex theory-based methods. Algorithms in the former category optimizing the pixels brightness based on the ideas of histogram equalization. Deep learning is a machine learning approach, it can be used in an image processing and computer vision. Here in this paper I am going to be use deep learning approach for image filtering, mainly filters focus on image quality and its enhancement. All we know, Deep learning is a sub branch of AI, uses supervised learning and unsupervised learning methods to train a neural network. neural net is mainly of two types artificial neural network and convolution neural network and in this paper a convolution neural network (CNN) is used to be work with the image. The CNN network is trained with a pair of image data, first given low exposure image as an input with reference high exposure image data, it is a

type of supervised learning approach to train a neural network. later the trained network can be used for new input to get a desire output. The accuracy of the result depends on volume of the training data and the number of hidden layers used by the neural network. A literature survey work has been done on an existing methods and approaches which would be using deep learning approach and other image enhancement method to enhance quality of image. The analysis of an existing work helps in producing a proper model which full fill our requirements and produce a desire output. This paper proposed a deep learning method which uses supervise learning approach to teach a CNNmodel, which takes an input and next processed it though the network and save the produced output in a file. The training data paly very crucial role in an any Depp learning approach to get a desire output.

2.LITERATURE SURVEY

2.1 Low-light image enhancement using CNN and bright channel prior [3]

In this paper, the proposed method works in two steps, in first step its uses CNN (convolutional neural network) model to filter noise from the image and then based on atmosphere scattering model, they produced a low-light model to enhance an imagesetter proposed method is joint

frame work of CNN noise filtering and image enhancement model. They propose image prior, bright channel prior, to estimate the transmission parameter, and an effective filter is designed to adapt idly estimate environment light in different image area.

2.2 Deep Residual Learning for Image Recognition [4]

Deep neural networks are more difficult to train. They proposed a residual learning framework to make easy the training of networks and that are substantially deeper than those used previous network. They explicitly reformulate the layers as learning residual functions with reference to the layer inputs, instead of learning unreferenced functions. they provide comprehensive empirical evidence showing that these residual networks are easier to optimize and can gain accuracy from considerably increased depth. On the ImageNet dataset we evaluate residual nets with a depth of up to 152 layers—8× deeper than VGG nets but still having lower complexity.

2.3 Contrast Enhancement Techniques [5]

Image contrast is an important parameter to conclude the quality of an image. A good quality image has a good and well-

balanced contrast. A lot of image contrast enhancement techniques are proposed like histogram equalization [5] (enhancing image contrast), Histogram stretching techniques and its variants like brightness preserving bi-histogram equalization (BBHE) and quantized bi-histogram equalization (QBHE) gained prominence to enhance on the artifacts of histogram equalization [6,7]. Along these, we can work with both gray and colored image separately for image enhancement.

2.4 Image denoising [8]

Noise in an image is random variation of brightness or color information in images and is usually an aspect of electronic noise. It is always present in a digital image. It can be produced by the sensor and circuitry of a scanner or digital camera. Image noise can also originate in film grain and in the unavoidable shot noise of an ideal photon detector. Noise Models in Digital Image Processing [8] paper explained about noise in a digital image in detail. noise is generating in an image during image acquisition, coding, transmission, and processing steps. they present a complete and quantitative analysis of noise models available in digital images.

3.PROPOSED SYSTEM

A novel and simple method for low-light image enhancement is proposed in this project. The proposed method is based on our observation that the bright-light property of the illumination component is well revealed through the diffusion process even in the dark region. As a result, we propose that the illumination component be the maximum value at each pixel

position of multiple diffusion spaces. This scheme differs significantly from previous approaches that used the maximum value among RGB channels or the relationship with neighbour pixels to estimate the illumination component, and the corresponding illumination estimation results differ significantly.

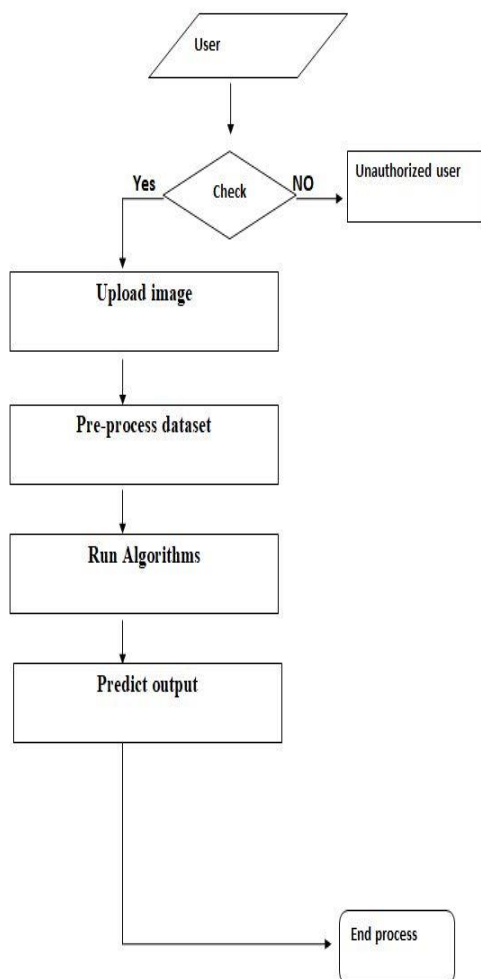


Fig 1:Flow Chart

3.1 IMPLEMETATION

Upload image: in this module user can upload trained images using upload option

we have took dataset from rom the kaggale website and upload to the proposed model

Analysis :In this module we will analyse the upload image using CNN algorithm

Generate Train & Test Model: We have to preprocess the gathered data and then we have to split the data into two parts training data with 80% and test data with 20% .

Predict:in this module finally we can predict the result based on input image

4.RESULTS AND DISCUSSION

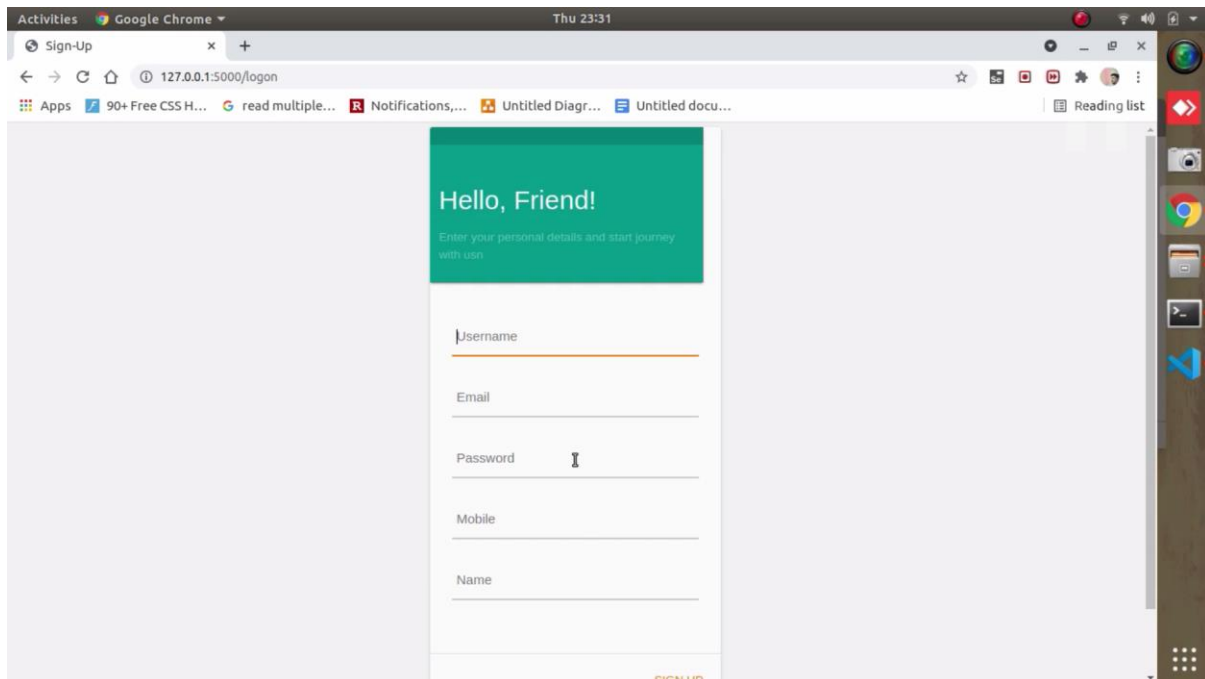


Fig 2:Registartion Page

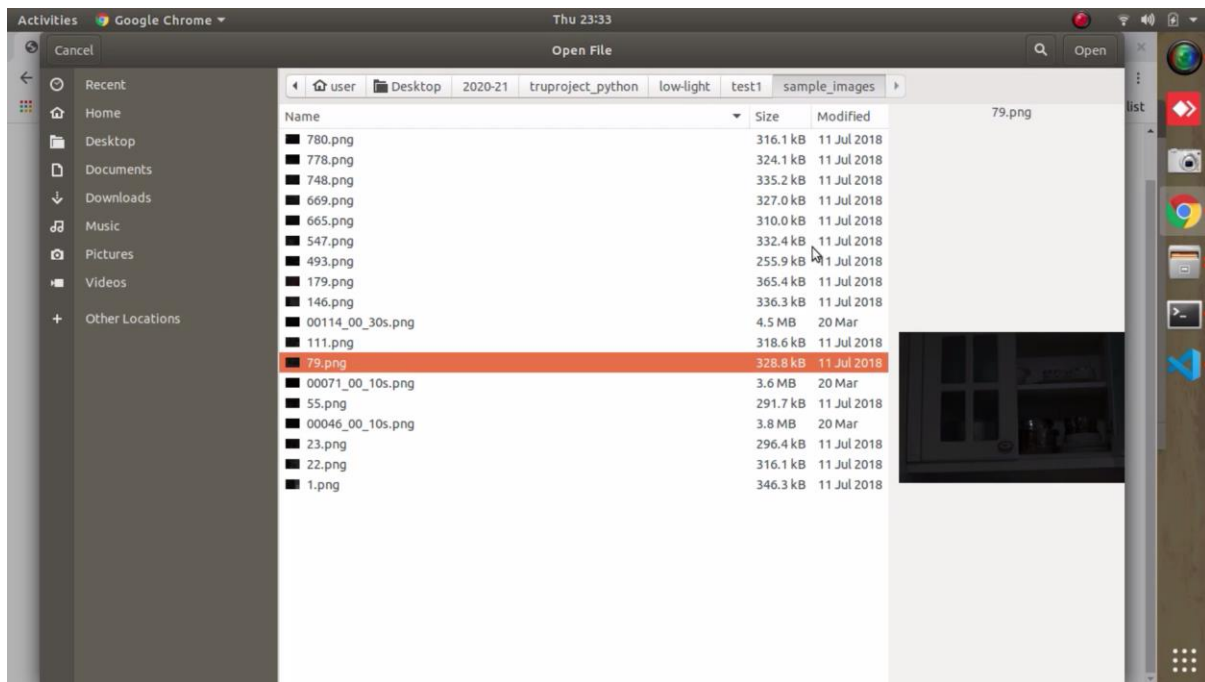


Fig 3:Input Image

Fig 4:Predict output

5.CONCLUSION

Deep learning has gained a lot of interest in a variety of research areas and has emerged as yet another important AI field. Rather than conventional techniques for picture upgrade, Profound Learning a superior a quick to manage boisterous, obscured and inferior quality picture. Work will be done to enable the network to process larger images, where more significant results can be seen, now that a network has been constructed to take low-light images and output filtered versions of those images. This will require much really preparing time, meaning future work will probably incline towards advancement of the organization, utilizing different organization structures, cost works and learning rates to endeavor to expand cost decrease per unit of calculation time. To achieve more precise outcomes, deep learning algorithms need to be trained on a regular basis. Additionally, the scope of numerous computer vision algorithms designed to deal with normal light images expands as a result of low-light image enhancement.

REFERENCES

- [1] G. Cao, L. Huang, H. Tian, X. Huang, Y. Wang and R. Zhi, "Contrast enhancement of brightness distorted images by improved adaptive gamma correction," *Computers & Electrical Engineergin*, vol. 66, pp. 569- 582, 2018.
- [2] Sheng Hoong, LimNor Ashidi Mat, IsaChen Hee OoiKenny Kal Vin Toh, "A new histogram equalization method for digital image enhancement and brightness preservation" March 2015, Volume 9, Issue 3, pp 675–689
- [3] MBLLN: Low-light Image/Video Enhancement Using CNNs Feifan Lv1 lvfeifan@buaa.edu.cn Feng Lu1,2 lufeng@buaa.edu.cn Jianhua Wu3 jianhua.wu@sg.panasonic.com Chongsoon Lim3 Transactions on Image Processing, vol. 26, no. 2, pp. 982-993, 2016.
- [4] Kaiming He, Xiangyu Zhang, Shaoqing Ren, Jian Sun, "Deep Residual Learning for Image Recognition.Publisher: IEEE," 2016 IEEE Conference on Computer Vision and Pattern Recognition (CVPR)
- [5] Trahanias PE, Venetsanopoulos AN. Color image enhancement through 3-D histogram equalization. In international conference on image, speech and signal analysis 1992 (pp. 545-8). IEEE. [6] Krutsch R, Tenorio D. Histogram Equalization. Free Semicond Inc. http://cache.freescale.com/files/dsp/doc/ap_p_note/AN4_318.pdf. Accessed 26 March 2018.

[7] Kaur M, Kaur J, Kaur J. Survey of contrast enhancement techniques based on histogram equalization. International Journal of Advanced Computer Science and Applications. 2011; 2(7):13741.

[8] A review on Noise Models in Digital Image Processing Research Scholar, Department of Electronics Telecomm and Computer Engineering, Military College of Tele Communication Engineering, Military Head Quartar of War (MHOW), Ministry of Defence, Govt. of India, India

[9] P. Cunningham, M. Cord and S. J. Delany, "Supervised Learning," in Machine Learning Techniques for Multimedia Case Studies on Organization and Retrieval, Springer, 2008, p. Chapter 2.

Author's Profiles